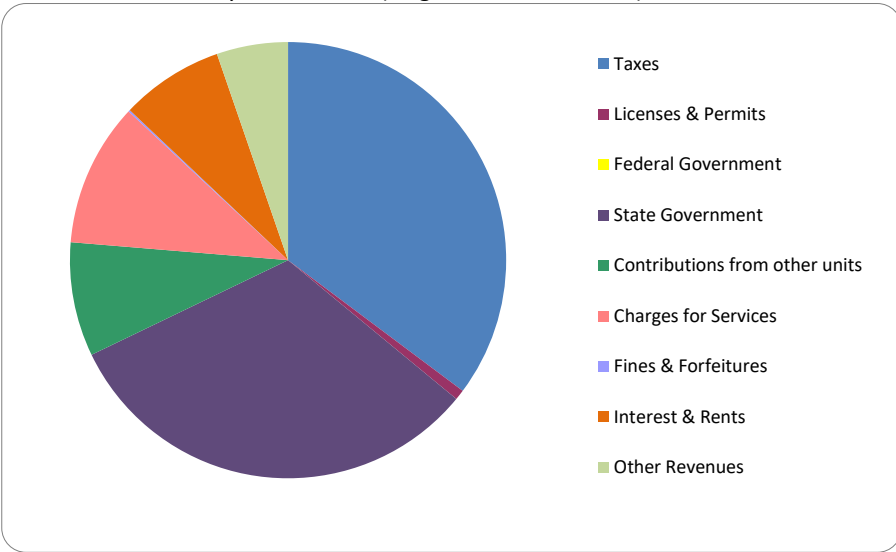


CITIZEN'S GUIDE TO LOCAL UNIT FINANCES - Village of Stockbridge (33-3020)

REVENUES

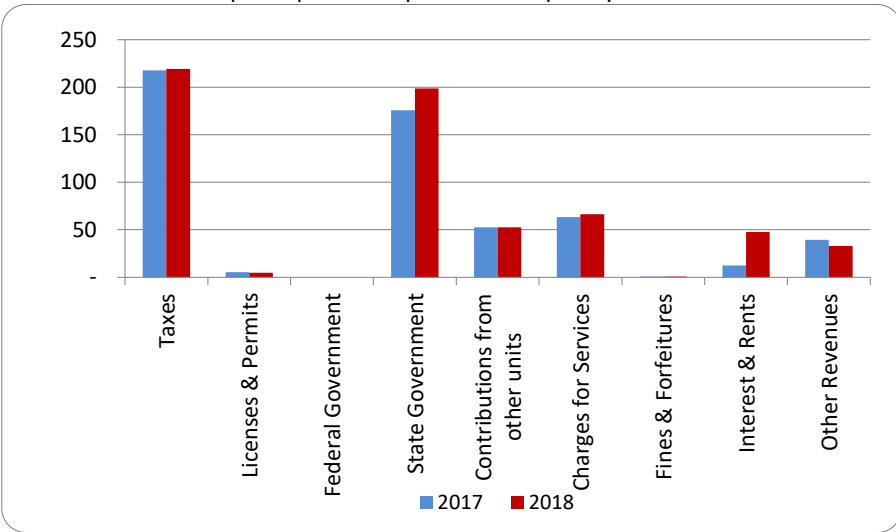
1. Where our money comes from (all governmental funds)



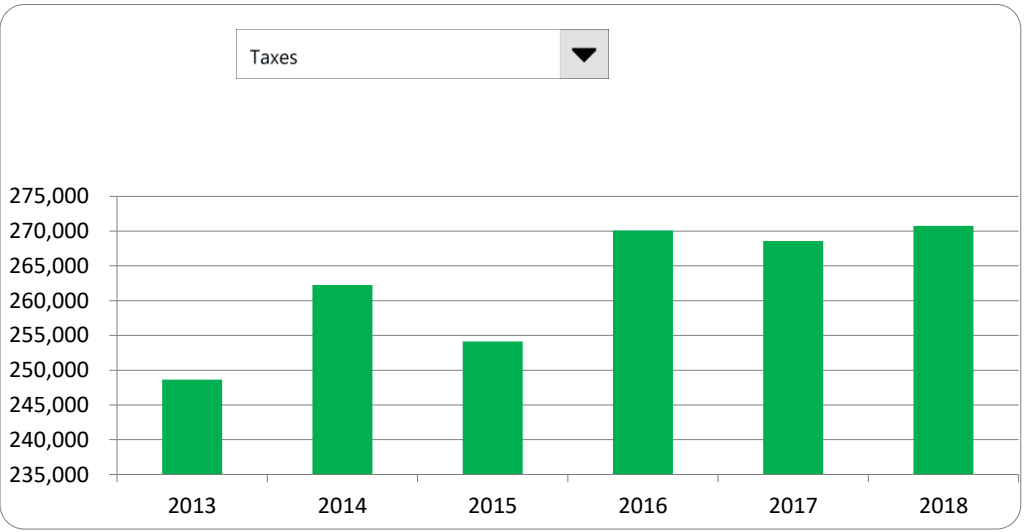
2. Compared to the prior year

	<u>2017</u>	<u>2018</u>	<u>% change</u>
Taxes	\$ 268,577	\$ 270,753	0.81%
Licenses & Permits	6,793	5,773	-15.02%
State Government	216,895	245,074	12.99%
Contributions from othe	65,000	65,000	0.00%
Charges for Services	77,953	81,737	4.85%
Fines & Forfeitures	1,177	963	-18.18%
Interest & Rents	15,350	58,751	282.74%
Other Revenues	48,511	40,625	-16.26%
Total Revenues	\$ 700,256	\$ 768,676	9.77%

3. Revenue sources per capita - compared to the prior year



4. Historical trends of individual sources



Commentary:

For more information on our unit's finances, contact Debbie Nogle at (517) 851-7435.